



13 or 32 AMP

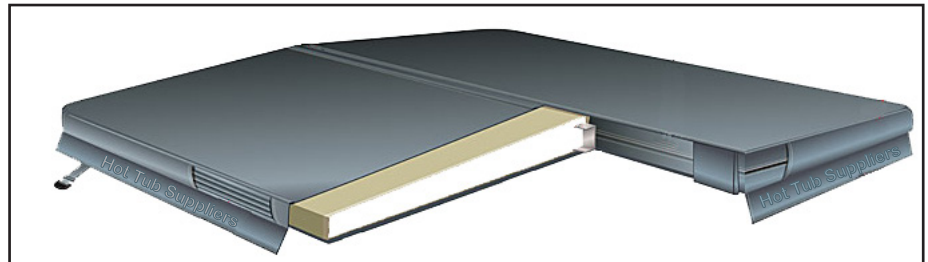


OLYMPUS 282



282
Compliant

■ Drain & Power Point

Energy Efficiency with Maximum Performance & Enhanced Insulation



The Olympus 282 hot tub is equipped with the highest grade internal design. The shell, base & cabinets are all heavily insulated for energy efficiency & strength. The Olympus 282 hot tub is also built from stainless steel frames for added structure. The 360 degrees insulation is completed with a 12cm deep thermal spa cover & wind resistant straps

Total Management Control System



BALBA
approved dealer

The dual panel system of Olympus 282 allows total management control. With restricted user influence, the hot tub experience is relaxing for both user & owner. The top panel of the hot tub features a basic control panel, whilst below lies a locker within the cabinet which conceals the more advanced control panel & Wifi adaptor. The Wifi enables remote control of the hot tub via a smart device through a free app (BWA)

Automatic Dosing & Pure Filtration



Advanced filtration & Ozone system ensures constant water clarity & hygiene is maintained. The Olympus 282 is reliably sanitised via a chemical feeder. The Perform-Max inline chemical feeder is designed with a patented performance valve that performs on cue, responding accurately to each adjustment with its wide range of settings



13 or 32
AMP

TECHNICAL DATA

OLYMPUS 282



1200 L



5 PERS



17 JETS

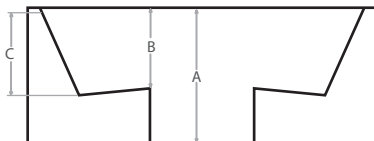


2000x2000x1000

Jets/HP Ratio = 5.66



282
Compliant



Depth Dimensions cm	
A	80
B	33
C	47

Total Management Control

MODEL	OLYMPUS 282
Dimensions (MM)	2000x2000x1000
Power Supply	13 or 32AMP
Seats	5
Total Jets	17PCS
4" Directional Storm Jet Nozzle	10 PCS
4" Rotating Storm Jet Nozzle	5 PCS
Foot Massage Bay	YES
Automatic Dosing Feeder	YES
HSG 282 Compliant	YES
Balboa Control Panel	2
Balboa Wifi Adaptor	YES
Concealed Locker	YES
Stainless Steel Jets	YES
Whirlpool Pump	1 X 3HP
Water Circulation Pump	0.75HP
Durable Thermostatic Heater	2 or 3kw Balboa
Ozone Disinfection Generator	YES
Led Surround Lights	YES
Top Skimmer Cartridge Filter	YES
Air Control Valves	2PCS
Balboa Control System	YES
Bluetooth Audio System	YES
Speakers	2PCS
Water Capacity	1200 LITERS
Complimentary Steps	YES
Synthetic Wood Cabinet	YES
Dry Weight	350KG
Fibreglass Floor	YES
Stainless Steel Fittings	YES
Insulated Spa Cover	YES

Any Questions ?...feel free to contact us

customercare@hottubsuppliers.com : 0116 251 3378