



# ORBIS 282



■ Drain & Power Point

## Total Management Control System





The dual panel system of Orbis 282 allows total management control. With restricted user influence, the hot tub experience is relaxing for both user & owner. The top panel of the hot tub features a basic control panel, whilst below lies a locker within the cabinet which conceals the more advanced control panel & Wifi adaptor. The Wifi enables remote control of the hot tub via a smart device through a free app (BWA)

## Automatic Dosing & Pure Filtration



Advanced filtration & Ozone system ensures constant water clarity & hygiene is maintained. The Orbis 282 is reliably sanitised via a chemical feeder. The Perform-Max inline chemical feeder is designed with a patented performance valve that performs on cue, responding accurately to each adjustment with its wide range of settings

## Energy Efficiency with Maximum Performance & Enhanced Insulation



The Orbis 282 hot tub is equipped with the highest grade internal design. The shell, base & cabinets are all heavily insulated for energy efficiency & strength. The Orbis 282 hot tub is also built from stainless steel frames for added structure. The 360 degrees insulation is completed with a 12cm deep thermal spa cover & wind resistant straps



# TECHNICAL DATA

## ORBIS 282



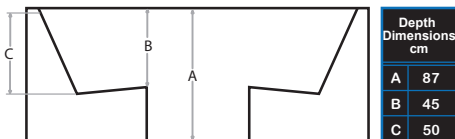
1750 L

8 PERS

37 JETS

2390x2390x1060

Jets/HP Ratio = 9.25



## Total Management Control

| MODEL                        | ORBIS 282      |
|------------------------------|----------------|
| Dimensions (MM)              | 2390X2390X1060 |
| Control System               | BALBOA         |
| Power Supply                 | 32AMP          |
| HSG 282 Compliant            | YES            |
| Seats                        | 8              |
| Total Jets                   | 37             |
| 4" Rotating Storm Jet Nozzle | 4              |
| 2.5" Rotating Jet Nozzle     | 16             |
| 2.5" Directional Storm Jets  | 17             |
| Automatic Dosing Feeder      | YES            |
| 3" LED Lights                | 2              |
| LED Surround Lights          | YES            |
| LED Prism Accent Lights      | 2              |
| High Density Insulation Foam | YES            |
| Whirlpool Pump               | 2x2HP          |
| Balboa BP Control System     | YES            |
| Water Circulation Pump       | 0.35HP         |
| Durable Thermostatic Heater  | 3KW BALBOA     |
| Ozone Disinfection Generator | YES            |
| Insulated Spa Cover          | YES            |
| Top Skimmer Cartridge Filter | 2              |
| Air Control Valves           | 2              |
| Speakers                     | 2PCS           |
| MP3 Bluetooth System         | YES            |
| Water Capacity               | 1750L          |
| Synthetic Wood Cabinet       | YES            |
| Complimentary Steps          | YES            |
| Dry Weight                   | 400KGS         |
| Insulated Floor              | YES            |
| Stainless Steel Fittings     | YES            |
| Balboa Wifi Adapter          | YES            |

Any Questions?...feel free to contact us

[customer@hottubsuppliers.com](mailto:customer@hottubsuppliers.com)

0116 251 3378